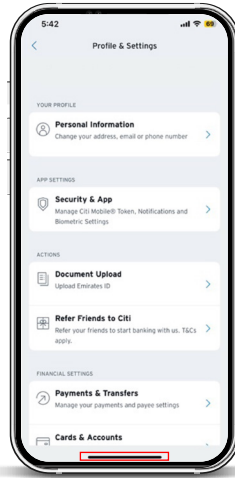


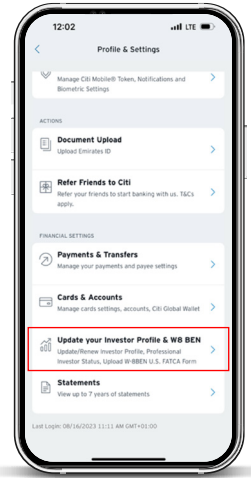
**Screen 1**

**Step 1:** Click the Profile Icon



**Screen 2**

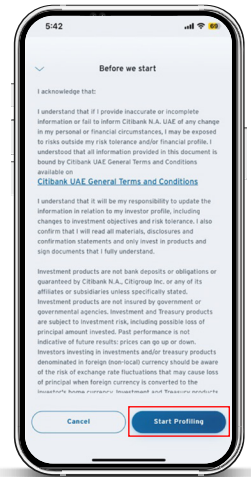
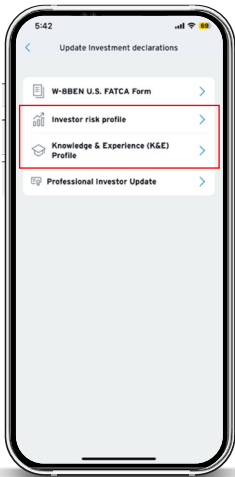
**Step 2:** Scroll to 'Update your Investor Profile & W8 BEN'



**Screen 3**

**Step 3:** Select 'Investor risk profile' OR

**Step 4:** Select 'Knowledge & Experience only risk profile' (Please select this only if you wish to provide us with limited information about your knowledge & experience in wealth management products)



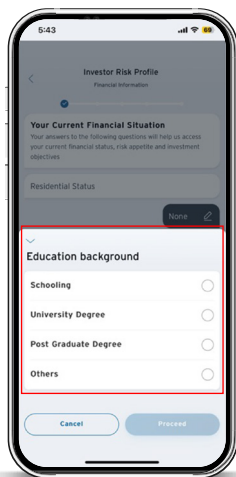
**Screen 4**

**Step 5:** Click 'Update profile' or 'Start profiling'



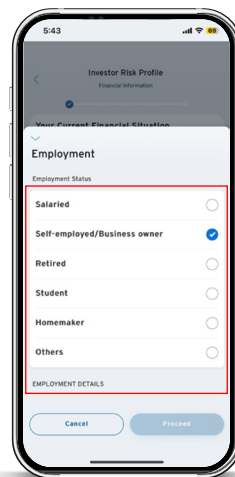
**Screen 5**

**Step 6:** Update Residential Status



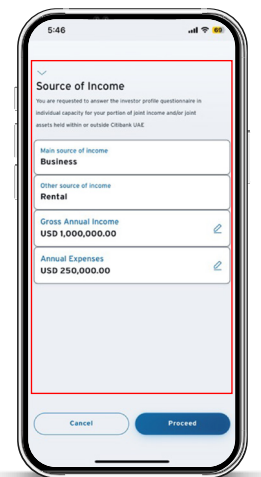
**Screen 6**

**Step 7:** Update education details



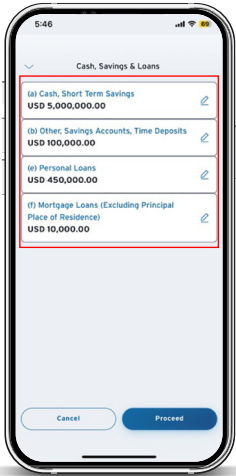
**Screen 7**

**Step 8:** Update employment details



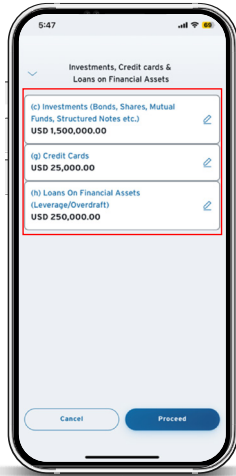
**Screen 8**

**Step 9:** Update source of income



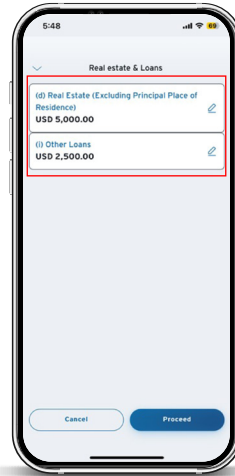
**Screen 9**

**Step 10:** Update Cash, Savings & Loans



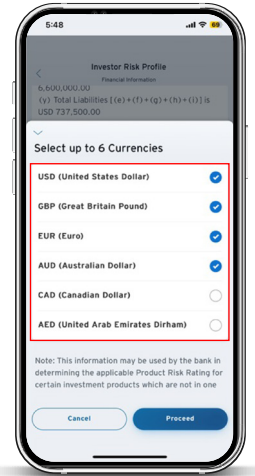
**Screen 10**

**Step 11:** Update Investment, Credit Card & Loans on Financial Assets



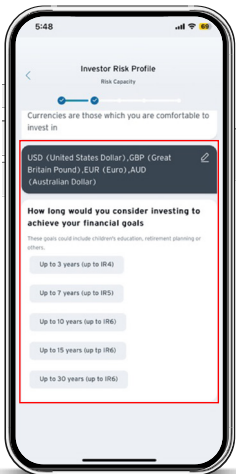
**Screen 11**

**Step 12:** Update Real estate & Loans



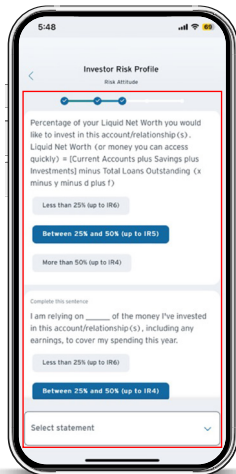
**Screen 12**

**Step 13:** Select currencies which you are comfortable to invest in



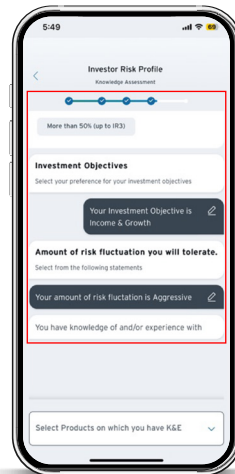
**Screen 13**

**Step 14:** Select preferred Time horizon of your investments



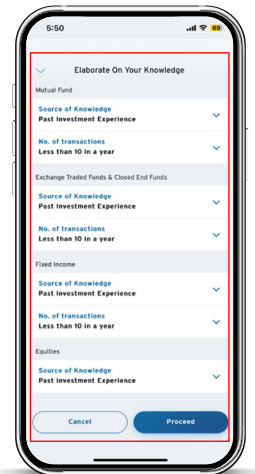
**Screen 14**

**Step 15:** Share details on your Risk Attitude



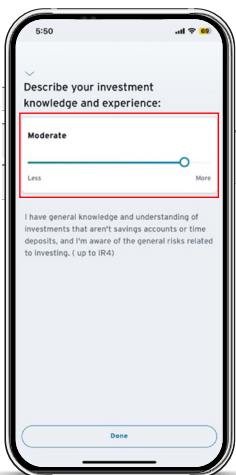
**Screen 15**

**Step 16:** Share details on your Knowledge Assessment



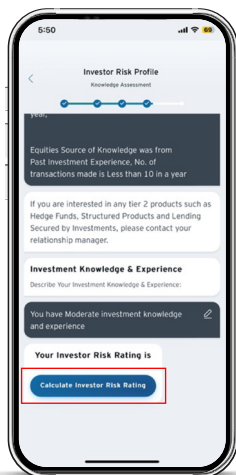
**Screen 16**

**Step 17:** Elaborate on your Knowledge & Experience



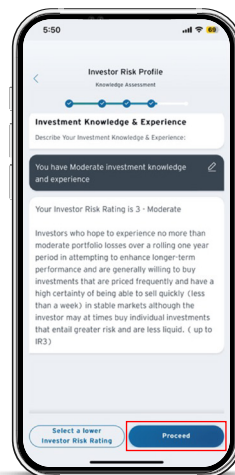
**Screen 17**

**Step 18:** Respond to the questions based on your Risk Appetite



**Screen 18**

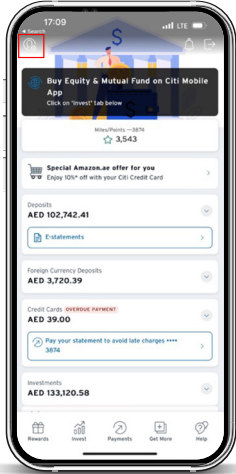
**Step 19:** Calculate your Investor Risk Rating



**Screen 19**

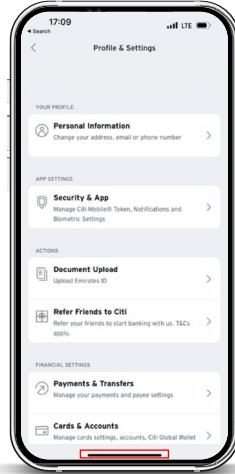
**Step 20:** Click on 'Proceed'

Please follow below steps if your total net worth in your existing active investor risk profile with Citibank NA UAE is greater than or equal to AED4MM and if you wish to update your client category classification to a 'Professional Investor'. As part of this update, we would also request you to upload a document which serves as evidence to prove your total net worth.



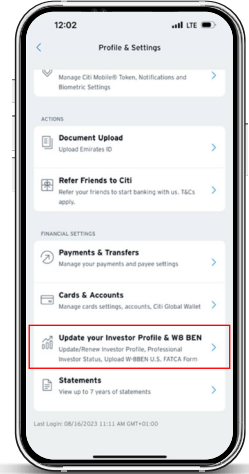
**Screen 1**

**Step 1:** Click on the Profile Icon



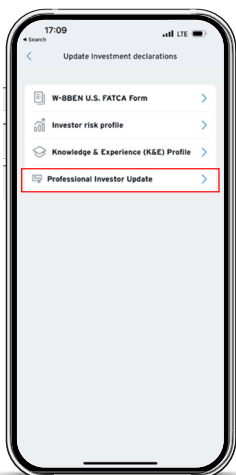
**Screen 2**

**Step 2:** Scroll down to update your Investor profile and W8 BEN



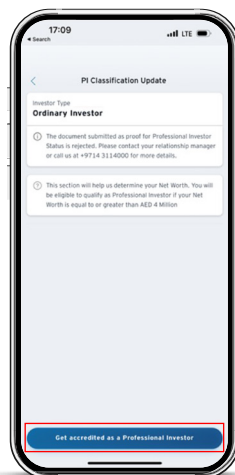
**Screen 3**

**Step 3:** Select Professional Investor Update



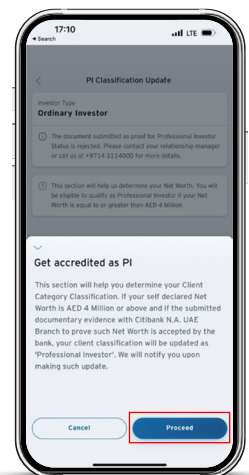
**Screen 4**

**Step 4:** Click 'Get accredited as a Professional Investor'



**Screen 5**

**Step 5:** Click 'Proceed'

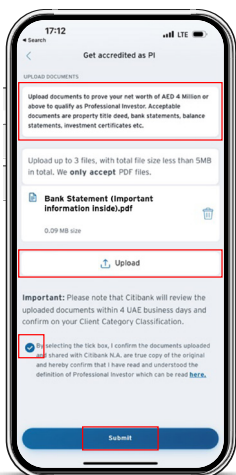


**Screen 6**

**Step 6:** Upload the proof

**Step 7:** Acknowledge by selecting a tick box

**Step 8:** Click submit



**Screen 7**

**Step 9:** Your submission is received

