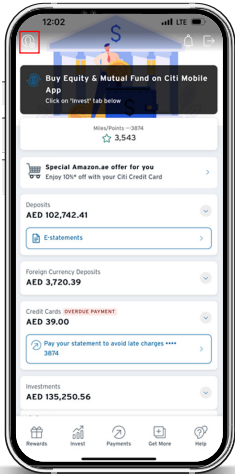
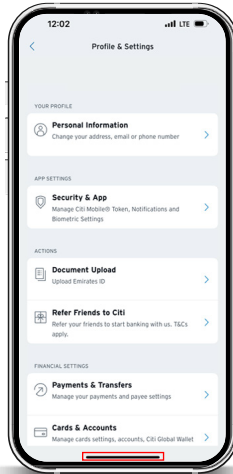


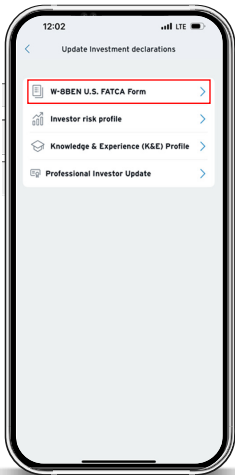
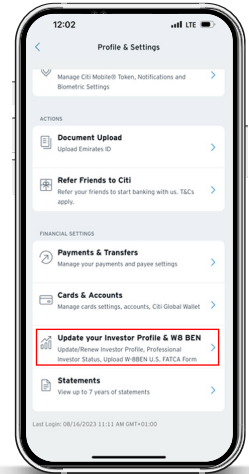
Update W8BEN



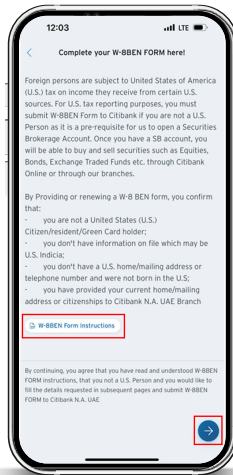
Screen 1- Home page
Step 1: Click the profile icon



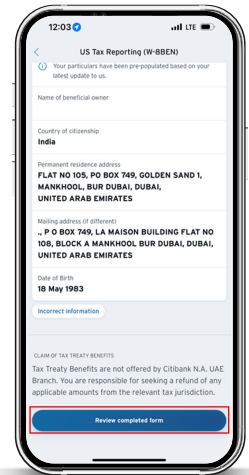
Screen 2
Step 2: Scroll down and click "Update your Investor profile & W8 BEN" tab




Screen 3
Step 3: Click W-8 BEN U.S. FATCA Form



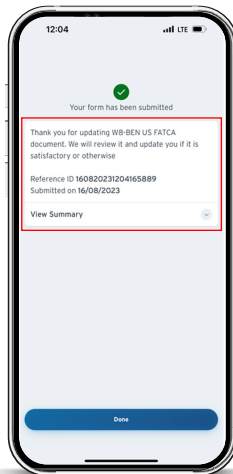
Screen 4
Step 4: Review W8BEN Form instructions and click next



Screen 5
Step 5: Review your details and click on 'Review completed form'



Screen 6
Step 6: Review and submit



Screen 7
Step 7: Your order will be confirmed with a Reference ID